

Upgrade Guidance for HD Cameras

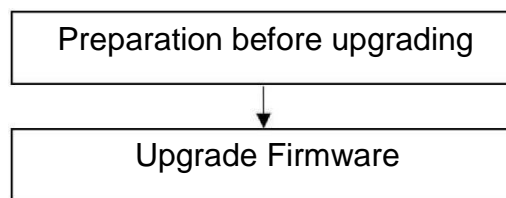
This firmware is for HD cameras: C2/R2/FI9900EP/FI9900P/FI9901EP/FI9961EP/R2E/FI9900E, please check your camera model on the sticker of the camera (different versions of one model share same firmware). Updating with the wrong firmware could severely damage and/or brick your camera. Please make sure the firmware is correct.

Note:

System firmware 1.11.1.4 ,1.11.1.5 ,1.11.1.6 ,1.11.1.8, 1.11.1.10 and application firmware 2.x.1.4, 2.x.1.6 ,2.x.1.7 ,2.x.1.9 or 2.x.1.11, 2.x.1.17 ,2.x.1.18, 2.x.1.32, 2.x.1.26, 2.x.1.20, 2.x.1.41,2.x.1.42, 2.x.1.44, 2.x.1.48, 2.x.1.49, 2.x.1.54, 2.x.1.56 can upgrade to this version.

If camera upgraded to this firmware, it cannot be downgraded to previous firmware versions.

If your camera's system firmware is lower than 1.11.1.11, please upgrade the *FosIPC_F_sys_ver1.11.1.11.bin* first, then upgrade *FosIPC_F_app_ver2.x.1.59.bin*.



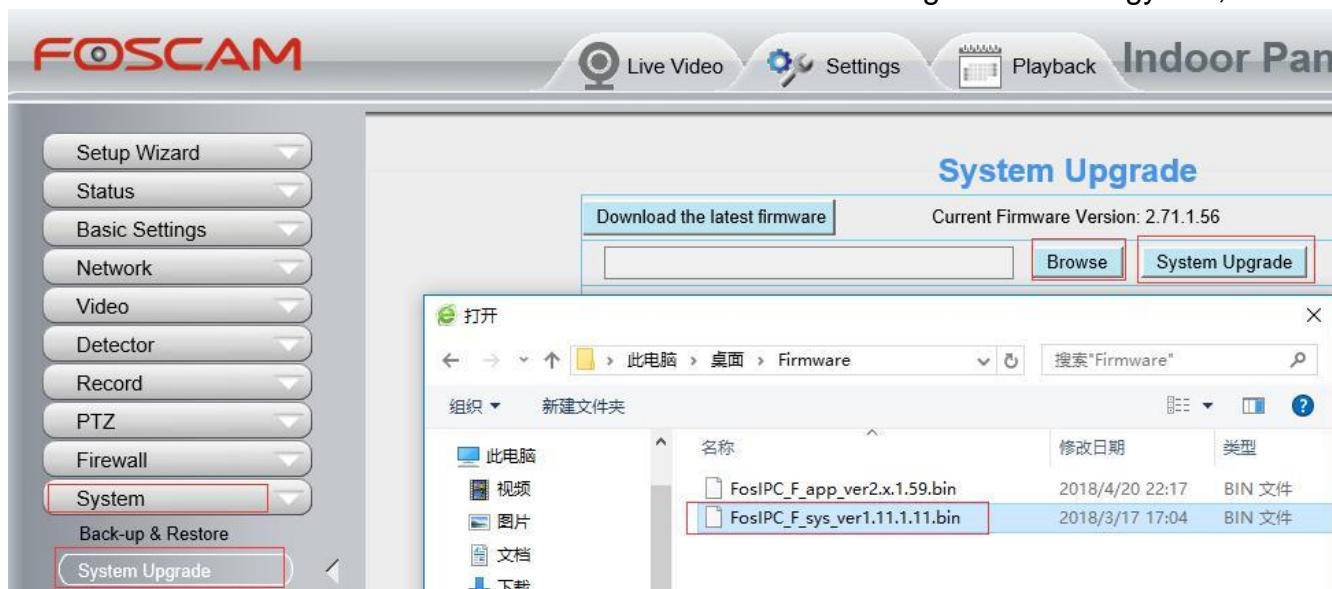
Preparation before upgrading:

1. Please restart your camera before the upgrading;
2. Connect camera to router with an Ethernet cable before upgrading;
3. DO NOT upgrade firmware via wireless;
4. DO NOT upgrade firmware over internet, just finish it in LAN;
5. Keep power on during the upgrading;
6. Logging your camera as administrator first, upgrade firmware on web page.
7. Suggest to unplug SD card before upgrade.

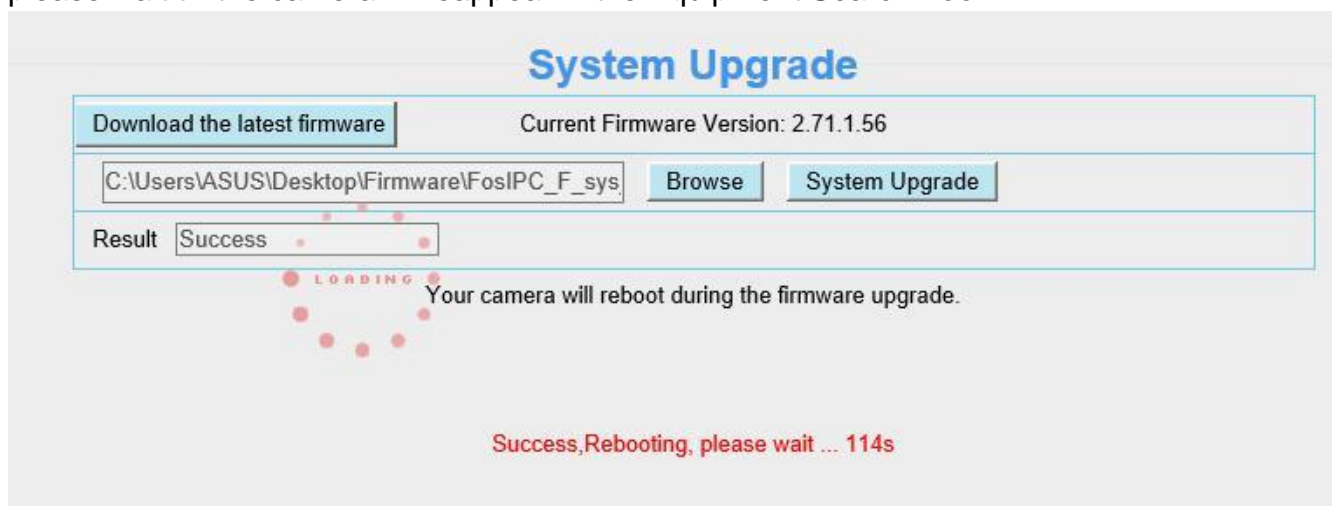
Upgrade the Firmware:

Step 1 : Login your camera, go to **Settings-->System-->System Upgrade**.

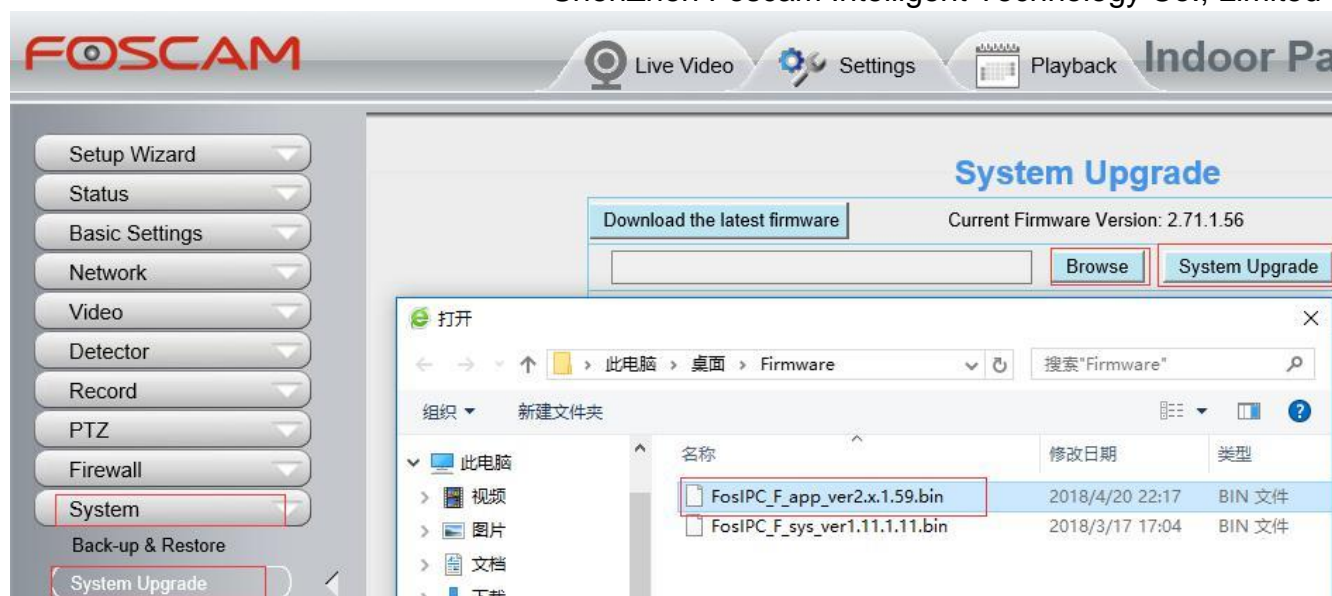
Click Browse/Choose File, find the file [Step1_FosIPC_F_sys_ver1.11.1.11.bin](#) you've extracted in your local hard driver, then click Open. Camera will upgrade after you click on **System Upgrade**.



Note: When “Upgrading, do not power off ... Xs” pop up, camera IP will disappear from the Equipment Search Tool. Then camera will reboot itself, DO NOT power off the camera, please wait till the camera IP reappear in the Equipment Search Tool.



Step 2 : Login your camera, go to **Settings-->System-->System Upgrade**. Click Browse/Choose File, find the file **Step2_FosIPC_F_app_ver2.x.1.59.bin** you've extracted in your local hard driver, then click **Open**. Camera will upgrade after you click on **System Upgrade**



Step 3: Login again to check if the **System Firmware Version**, **Application Firmware Version** and **Plug-In Version** upgrade correctly.

Device Information		Refresh
Camera Model	R2 V5	
Camera Name	R2	
Camera ID	00626E8550D1	
Camera Time	2018/04/22 23:36:05	
System Firmware Version	1.11.1.11	
Application Firmware Version	2.71.1.59	
Plug-In Version	5.1.0.6	

Note:

You'd better re-install the plug-in if it did not upgraded;

Congratulations, your camera successfully upgraded to the latest firmware!

End

--- By Foscam Technical Support Team